



SITARA
CHEMICAL INDUSTRIES LTD

CORPORATE BRIEFING SESSION

For the year ended June 30, 2021

Date: November 23, 2021





OUTLINES

Company's Brief

Financial Highlights

Operational Highlights

Future Outlook

Question/Answer Session

COMPANY BRIEF:



- ▶ Sitara Chemical Industries Limited (SCIL) incorporated in **September 08, 1981** as public limited company under Companies Act 1913.
- ▶ Company got listing in Karachi Stock Exchange in **June 10, 1987** and has corporate symbol “SITC”
- ▶ Company is a Shariah Compliant Company certified by SECP on **March 14, 2019** under Shariah Governance Regulations 2018.
- ▶ Company is the largest Chlor-Alkali based chemical complex in Pakistan having Caustic soda manufacturing capacity of **630 MT** per day.
- ▶ Chemical division has also number of specialty chemical plants like Calcium Chloride, Ferric Chloride, Magnesium Chloride, Magnesium Sulphate and Liquid CO₂ etc.
- ▶ Chemical division has also recently added a European Technology based Soap Noodles manufacturing plant having production capacity of **35,000 M. Ton** per year.
- ▶ Textile segment of the company has installed capacity of **28,512** number of spindles for producing quality yarn. Company has also marketed its own suiting brand “Rajah’s”
- ▶ Company also has two independent power plants to meet its energy requirements:
 - (1) Gas Fired Power Plant having rated capacity of **29.5 MW**.
 - (2) Coal Fired Power Plant having rated capacity of **38.5 MW**.

ECONOMIC OVERVIEW DURING THE YEAR 2020-21



- Economic environment of Pakistan witnessed a significant recovery during the year particularly in textile sector after COVID-19 shock last year.
- Overall GDP growth of 3.94% was seen in the year 2021 as against negative GDP growth of 0.47%.
- Similarly, textile sector witnessed a growth of 5.90% as against negative growth of 2.58% last year.
- SBP kept its policy rate unchanged at 7% throughout the year
- Increase in coal, RLNG and Palm oil prices was witnessed during the 3rd and 4th quarter of the year 2021

OUR PRODUCTS



Basic Chemicals

- Caustic Soda Liquid (32% - 50 %)
- Caustic Soda Flakes
- Sodium Hypochlorite
- Hydrochloric Acid
- Liquid Chlorine
- Bleaching Powder

Major Specialty Chemicals

- Calcium Chloride (77% & 94%)
- Magnesium Sulphate
- Magnesium Chloride
- Ferric Chloride
- Fly-Ash Bricks

Gases

- Carbon Dioxide

Textile Division

- Yarn
- Fabric (Rajah)

OLEO Chemicals

- Soap Noodles
- Glycerin
- Distilled Fatty Acid (DFA)
- Light Fatty Acid (LFA)
- Residue of Fatty Acid

FINANCIAL HIGHLIGHTS



Financial Performance

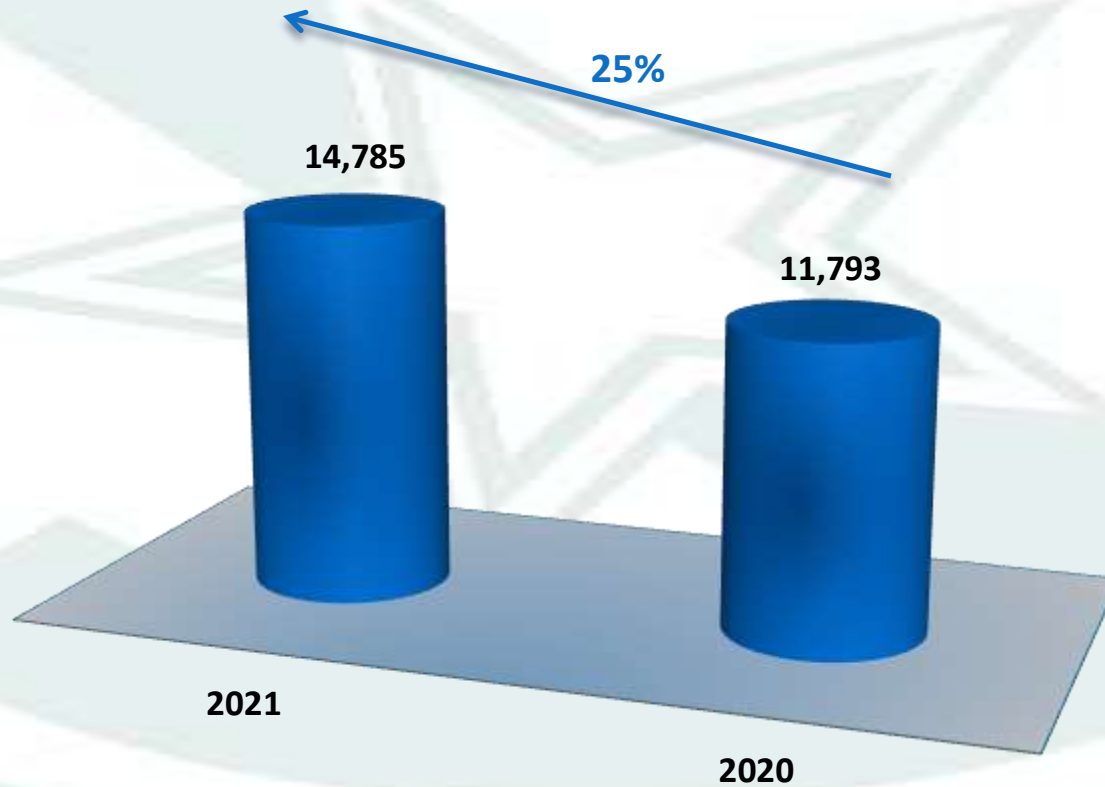
COMPARISON OF FY-2021 with FY-2020

		2021 (.....Rupees in million.....)	2020
Sales – net	25% ↑	14,785	11,793
Gross profit	29% ↑	2,933	2,279
Operating profit	62% ↑	2,274	1,405
Profit before taxation	308% ↑	1,670	410
Profit after tax for the year	351% ↑	1,348	299
Earnings per share (Rupees)	351% ↑	62.89	13.94
Market value per share (Rupees)	27% ↑	352.00	277.11
Cash Dividend per share (Rupees)	0% =	10.00	10.00

Financial Highlights:



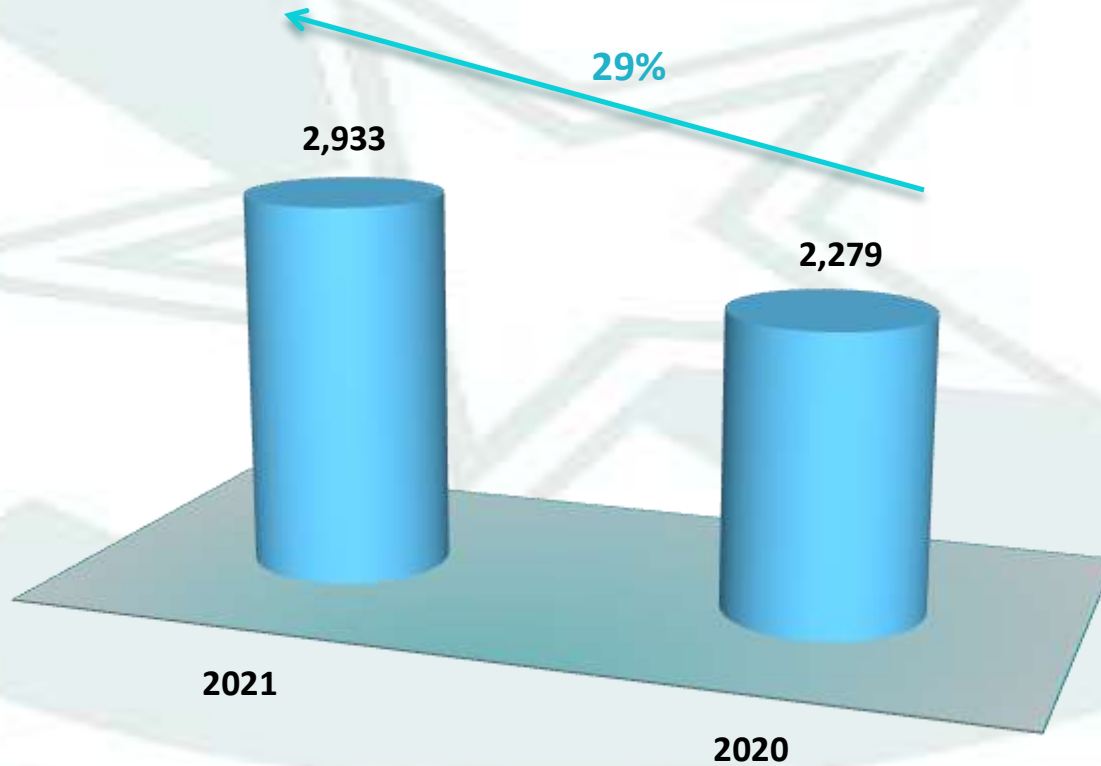
Sales (Rs. In Million)



Financial Highlights:



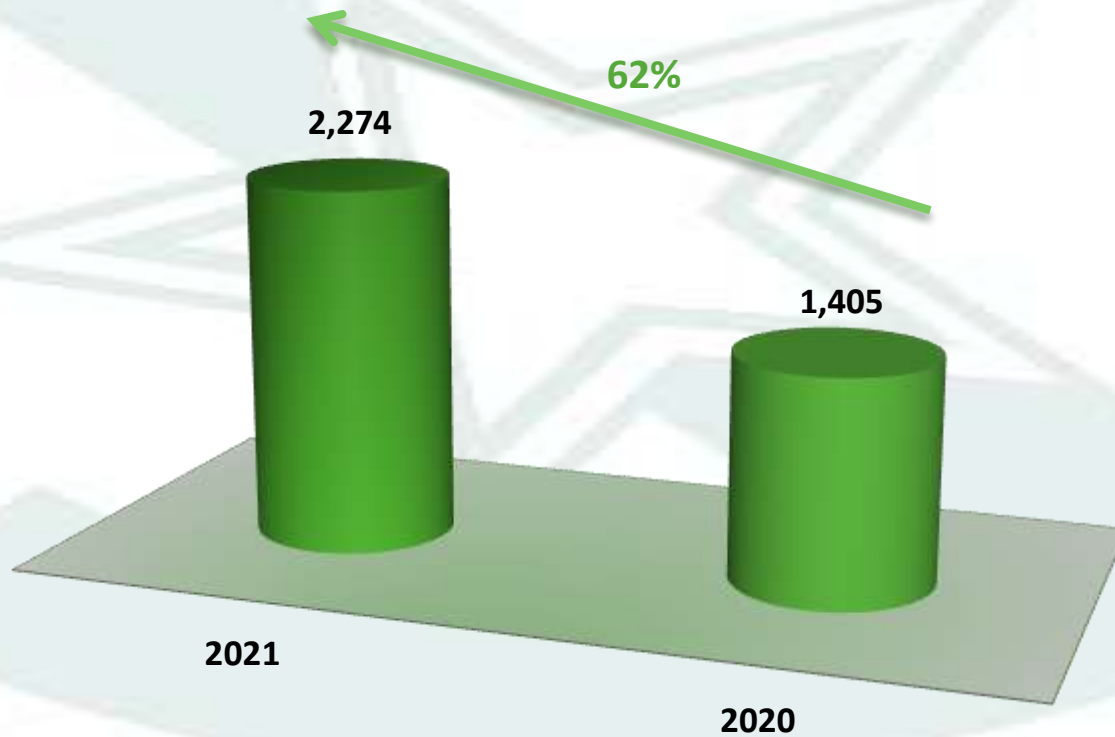
Gross profit (Rs. In Million)



Financial Highlights:



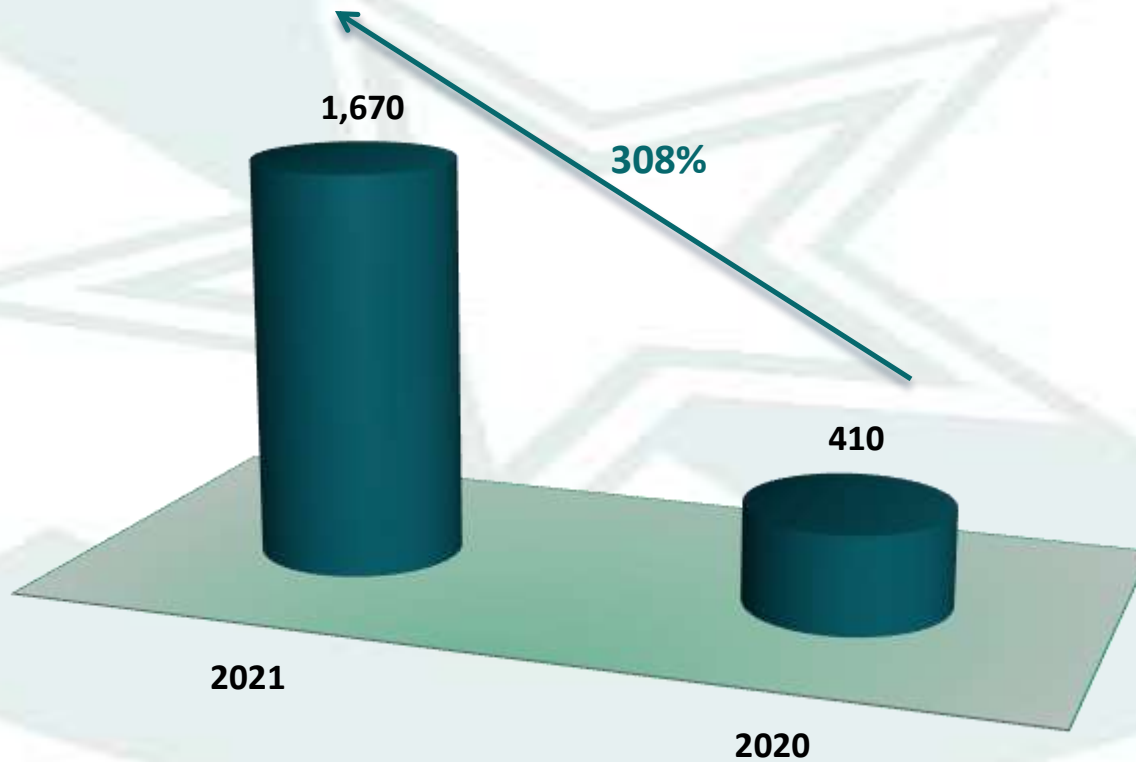
Operating profit (Rs. In Million)



Financial Highlights:



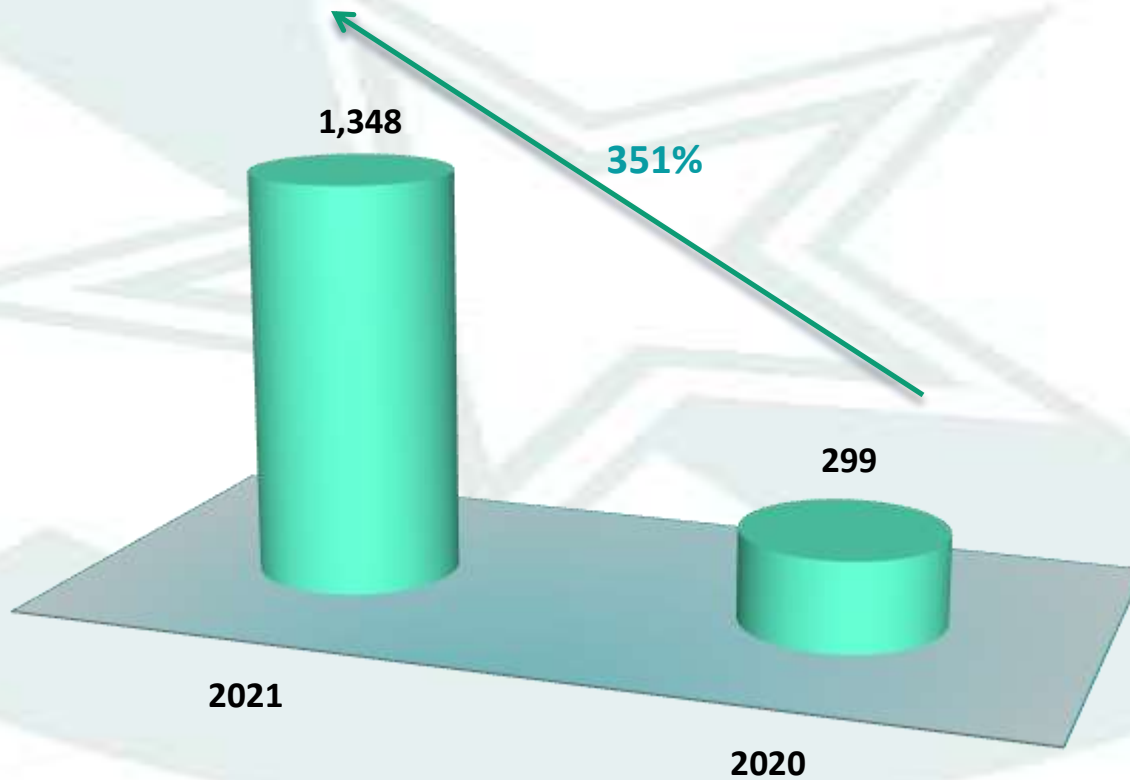
Profit before tax (Rs. In Million)



Financial Highlights:



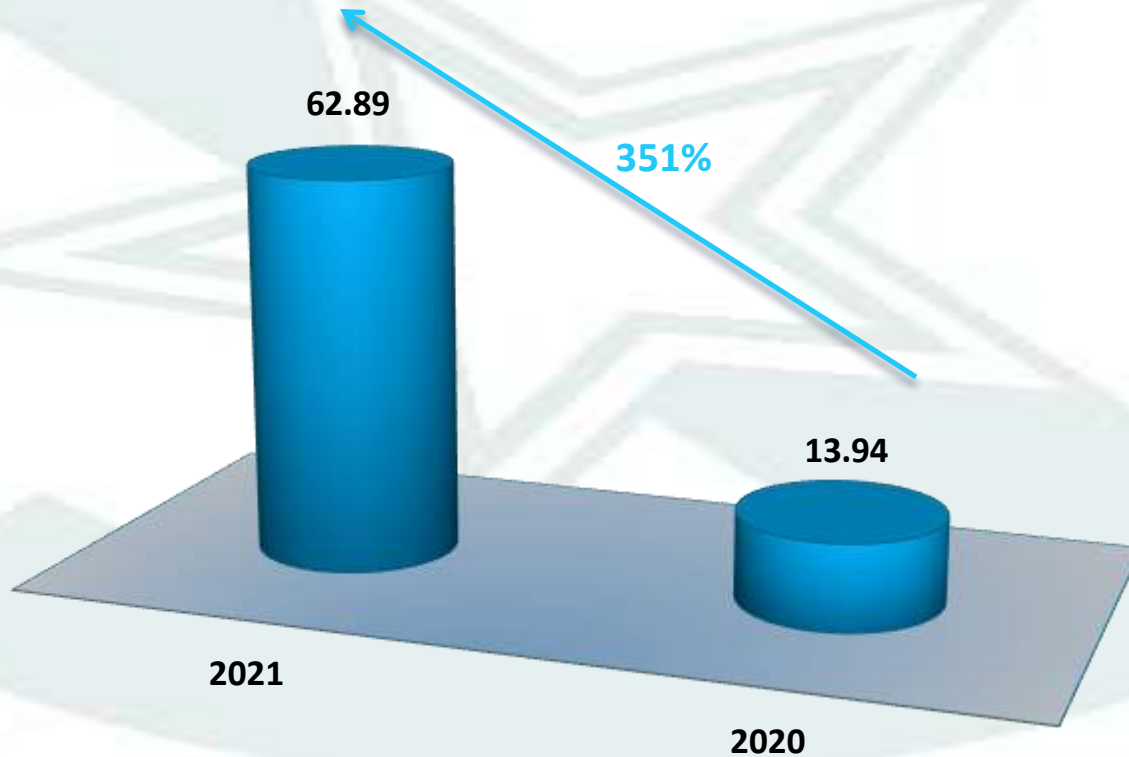
Profit for the year
(Rs. In Million)



Financial Highlights:



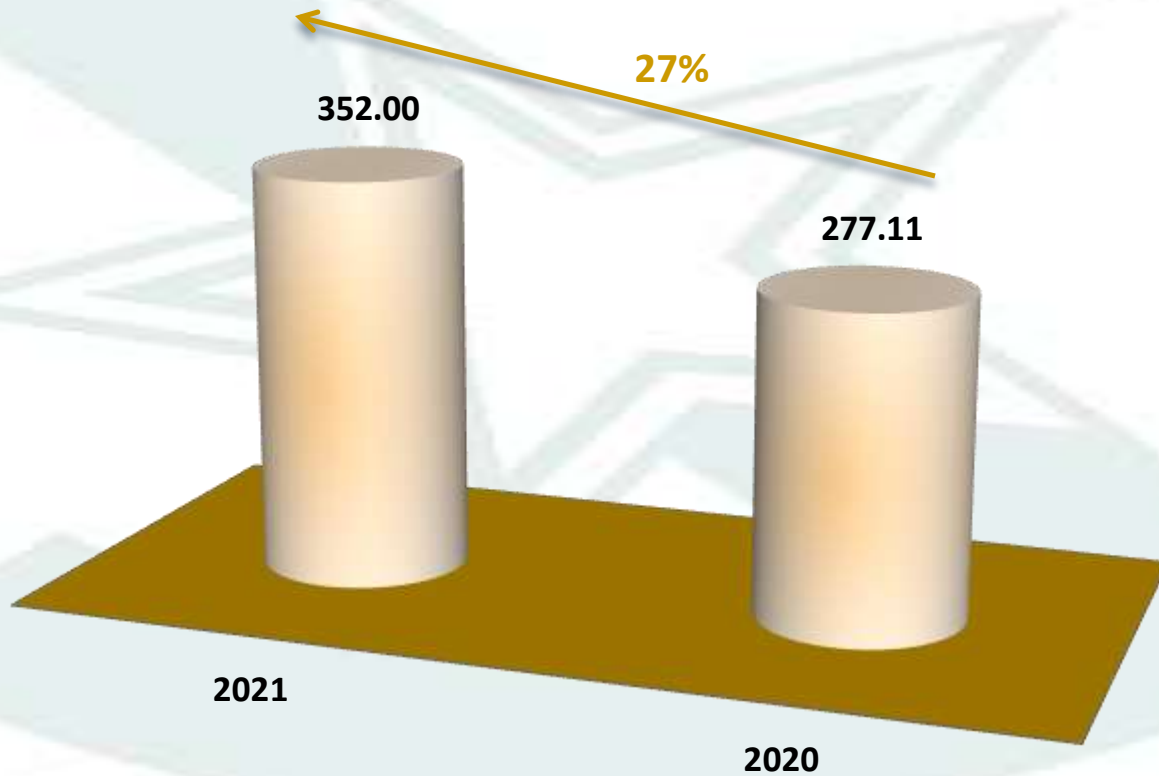
Earnings per share - Basic (Rupees)



Financial Highlights:



Market value per share (Rupees)



FINANCIAL HIGHLIGHTS



Financial Position

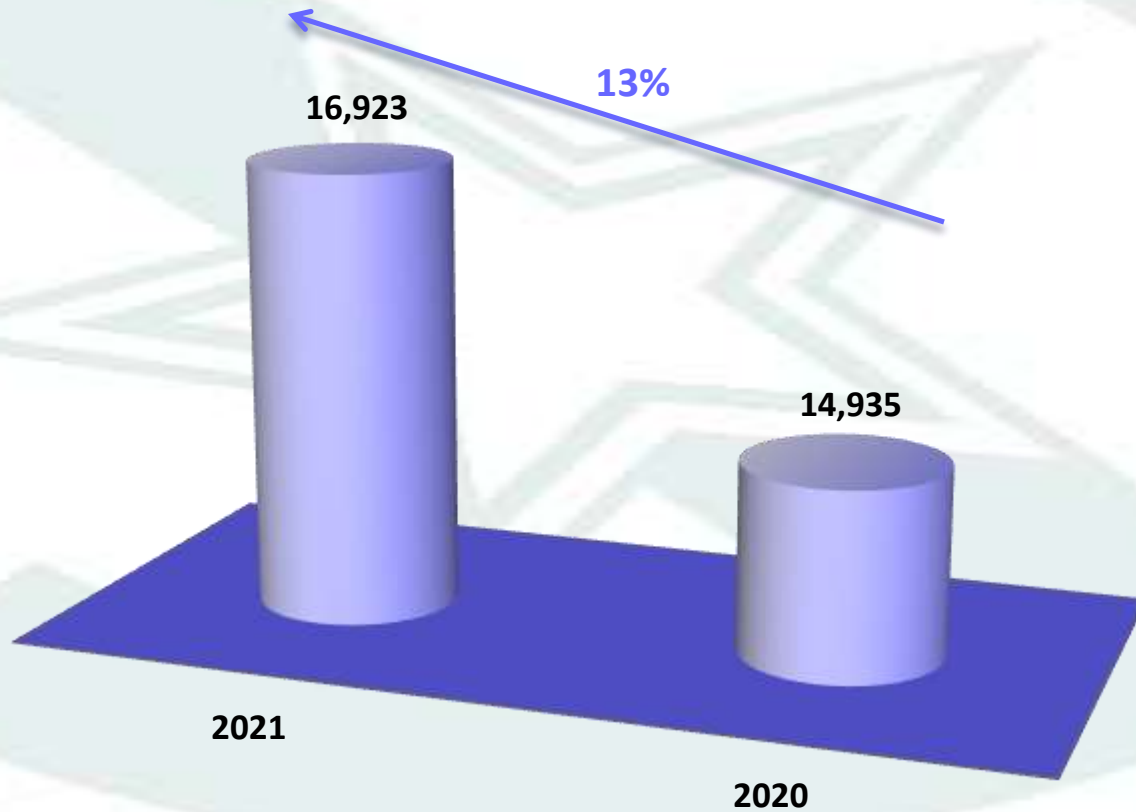
COMPARISON OF FY-2021 with FY-2020

		2021	2020
		(.....Rupees in million.....)	
Property, Plant and Equipment	13% ↑	16,923	14,935
Other Non-current assets	-2% ↓	4,510	4,581
Current Assets	29% ↑	9,107	7,080
Total Assets	15% ↑	30,540	26,596
Shareholders' Equity	8% ↑	15,882	14,693
Non-current liabilities	17% ↑	4,498	3,846
Current Liabilities	26% ↑	10,160	8,057
Total Equity & Liabilities	15% ↑	30,540	26,596



Financial Highlights:

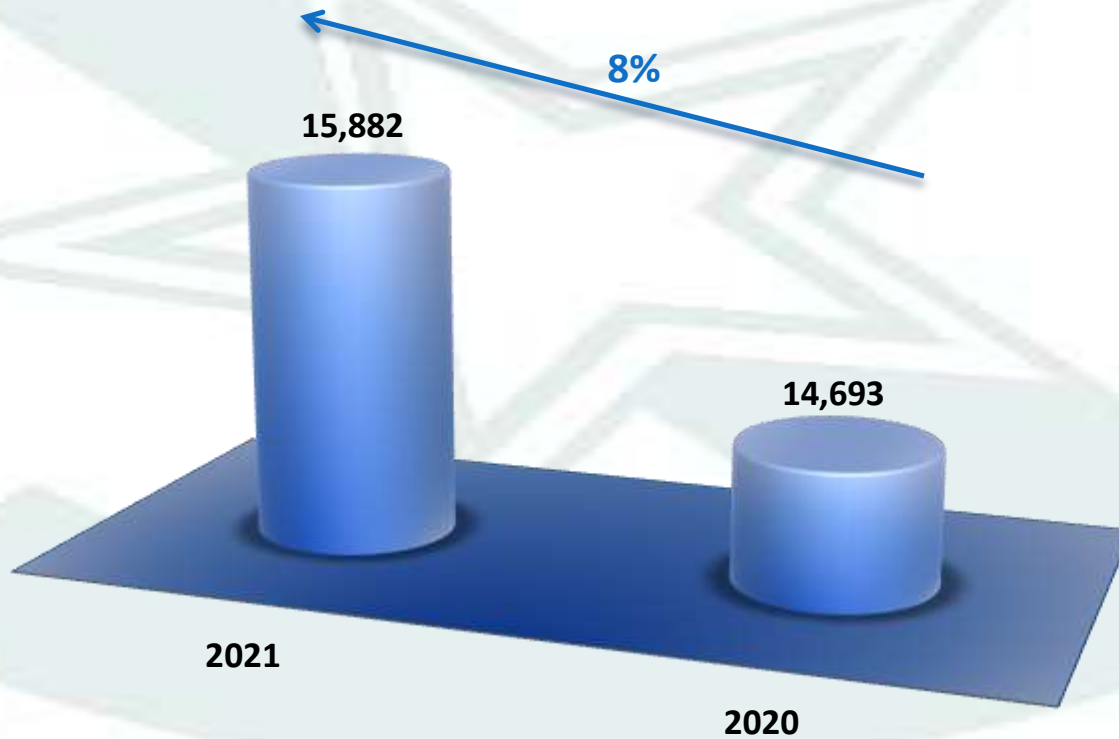
Property, Plant and equipment (Rs. In Million)



Financial Highlights:



Shareholders' equity (Rs. In Million)



OPERATIONAL HIGHLIGHTS



PLANT CAPACITY AND PRODUCTION

Chemical Division	Designed capacity	Actual Gross production	Capacity utilization	Designed capacity	Actual Gross production	Capacity utilization
	2021			2020		
	(-----Tons -----)		%	(-----Tons -----)		%
Caustic Soda	207,900	147,718	71%	207,900	123,205	59%
Sodium Hypochlorite	66,000	44,475	67%	66,000	38,964	59%
Liquid Chlorine	11,550	8,183	71%	11,550	7,152	62%
Bleaching Powder	7,920	3,857	49%	7,920	3,967	50%
Hydrochloric Acid	363,000	331,993	91%	363,000	275,818	76%
Calcium Chloride 94%	13,200	2,712	21%	13,200	10,606	80%

Textile Division	Designed capacity	Actual production	Capacity utilization	Designed capacity	Actual production	Capacity utilization
	2021			2020		
	(---- KGs ----)		%	(---- KGs ----)		%
Yarn (20/s count)	11,063,814	11,029,453	99.7%	11,063,814	7,607,659	69%

Operational Highlights



Chemical Division

Quantitative Sales (M. Ton)

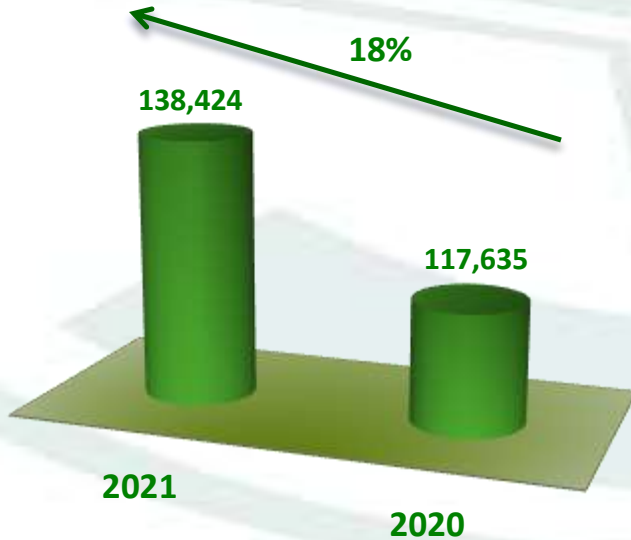
Description	Growth %	2021	2020
Caustic Soda - (Liquid & Flakes)	18% ↑	138,424	117,635

Textile Division

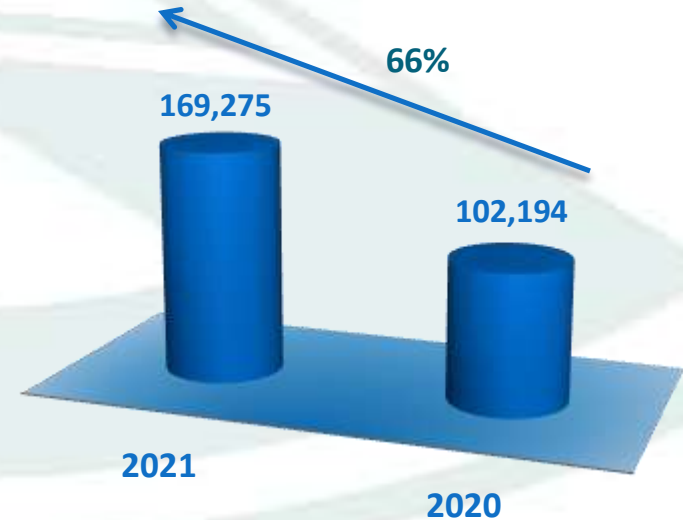
Quantitative Sales (Bags)

Description	Growth %	2021	2020
Yarn (20/s count)	66% ↑	169,275	102,194

Sales _ Caustic Soda (M. Ton)



Sales _ Yarn (No. of bags)



CURRENT PROJECTS:



Expansion of Coal Fired Power Plant

Work on expansion of existing coal fired power plant of the company is in progress and techno-commercial negotiations with technology suppliers and engineering company is underway. LC of Generator has been established while LCs of turbine, boiler and other BOP equipment is in progress.

Project's is expected to be completed by June 2023.



Thank
you

QUESTION / ANSWER SESSION

